


Portable Compressors **MOBILAIR M13–M270**

With the world-renowned SIGMA PROFILE 

Free air delivery: 1.2 to 26.9 m³/min



Made in Germany



KAESER's renowned MOBILAIR range of portable compressors is manufactured in a state-of-the-art production facility located directly next to the KAESER main plant in Coburg, Northern Bavaria. Equipped with the very latest technology, the recently modernised portable compressor plant boasts TÜV (German Technical Inspection Agency) certified sound testing facilities for free-field sound level measurement, an advanced

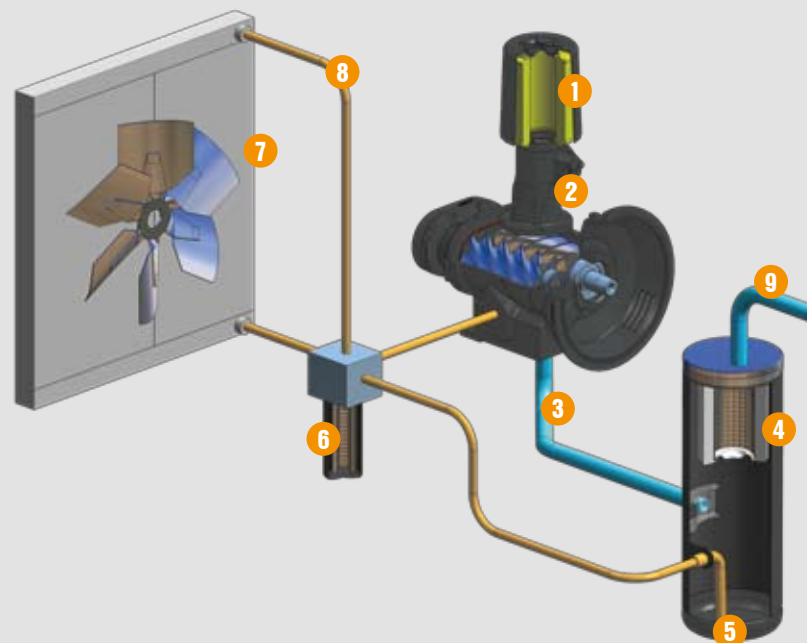
powder coating installation and highly efficient production logistics. With minimal turn-around time, KAESER's highly qualified personnel are able to assemble portable compressors of all sizes and equipment levels to suit our customers' specific needs.

Compressed air as a versatile energy source

With 90 years experience in machine construction and engineering, KAESER KOMPRESSOREN is one of the world's leading compressor manufacturers and compressed air system providers. KAESER's comprehensive range of products and services ensures that every compressed air systems user will find a solution that meets his or her exact needs.



Fluid circulation and compressed air production



- 1 Intake air
- 2 Rotary screw airend
- 3 Fluid/air mixture
- 4 Fluid separator
- 5 Fluid with compression heat
- 6 Thermostatic valve, or Anti-Frost Control with micro-fluid filter
- 7 Fluid cooler
- 8 Cool oil
- 9 Compressed air

Save energy with the KAESER SIGMA PROFILE



SIGMA PROFILE

Every KAESER rotary screw airend is equipped with energy-saving SIGMA PROFILE rotors. Components manufactured to the highest standards and precision aligned roller-bearings ensure long service life with maximum reliability.



User-friendly design

MOBILAIR portable compressors are simple to operate, provide excellent component accessibility and are easy to maintain. Features also include automatic monitoring and shutdown.



Patented Anti-Frost Control

Specially developed by KAESER for portable compressors, the patented Anti-Frost Control automatically regulates operating temperature in relation to ambient. This innovative system therefore prevents breakers from freezing up and significantly extends air-tool service life.

KAESER's comprehensive range of products and services

Compressed air system solutions for every application



Compact powerhouses

With petrol engines up to 15 bar



The smallest MOBILAIR compressors are more than capable of powering breakers, drills, saws, grinders, impact wrenches and even impact borers. The 15-bar version is the ideal choice for trenchless laying of glass fibre cables or for leakage tests. In addition, the compressor can be equipped with an external compressed air aftercooler for certain applications that may require cool and condensate-free compressed air.



MOBILAIR M13

Technical Specifications

Model	FAD m³/min	Working pressure bar	Engine	Rated engine power kW	Operational weight kg	Fuel tank capacity l	Air connection	Compressed air aftercooler
M 13	1.2/1.0/0.9/0.85	7/10/12/13	Honda GX 620	13.5	190	20	1 x G½	Option
M 15	1.4*	7*	Honda GX 620	13.5	190	20	1 x G½	Option
M 17	1.6*/1.0	7*/15	Honda GX 670	15.3	192	20	1 x G½	Option

*Only for export outside of the EU

Portable compressors

With the patented Anti-Frost Control



MOBILAIR portable compressor models with free air deliveries ranging from 2 to 5.6 m³/min ensure dependable performance even in cold conditions: KAESER's patented Anti-Frost Control automatically adjusts operating temperature according to ambient temperature. This system is therefore particularly useful at times of the year when ambient temperatures are lower, as it protects air tools against freezing and significantly enhances both system availability and service life.



MOBILAIR M20 PE

Technical Specifications

Model	FAD m³/min	Working pressure bar	Engine	Rated engine power kW	Operational weight kg	Fuel tank capacity l	Air connection	Compressed air aftercooler
M20	2.0	7	Kubota D 722	14.0	457	30	2 x G¾	–
M26	2.6	7	Kubota D 1105	17.9	498	30	2 x G¾	–
M30	3.0	7	Kubota D 1105-T	24.1	505	30	2 x G¾	–
M43	4.2	7	Kubota D 1505-T	30.1	730	80	2 x G¾	–
M50	5.0	7	Kubota D 1505-T	32.5	735	80	2 x G¾, 1 x G1	–
M57 Utility	5.1/5.4*	7	Kubota V 2403	36.0	960	105	2 x G¾, 1 x G1	Option
M57	5.6	7	Kubota V 2403	36.0	1225	105	2 x G¾, 1 x G1	–

*Only for export outside of the EU

Exceptional power and versatility

Compressed air and more...



The MOBILAIR portable compressors in this product group provide exceptional versatility. Optionally available with synchronous generators and / or compressed air treatment components, these compressors are also offered in various maximum pressure versions. This large selection of possible configurations therefore ensures that an appropriate model is available to meet the needs of virtually any application.



MOBILAIR M64 G

Technical Specifications

Model	FAD m³/min	Working pressure bar	Engine	Rated engine power kW	Operational weight kg	Fuel tank capacity l	Air connection	Compressed air treatment	Generator option kVA
M36	3.9	7	Kubota V 2403	36.0	1145	80	2 x G¾, 1 x G1	Option	13 (Serie)
M45	4.2/4.15	7/10	Kubota V 2203	35.4	995	80	2 x G¾, 1 x G1	Option	8.5
M52	5.2	7	Kubota V 2203	35.4	1225	105	2 x G¾, 1 x G1	Option	8.5
M64	6.4/5.0	7/10	Kubota V 2003-T	41.8	1230	105	2 x G¾, 1 x G1	Option	8.5/13
M70	7.0*/5.4*	7*/10*	Kubota V 2003-T	41.8	1230	105	2 x G¾, 1 x G1	Option	–
M80	8.1/ 6.8/6.1/5.5	7/10/12/14	Kubota V 3307 DI-T	54.6	1480	150	3 x G¾, 1 x G 1½	Option	8.5/13
M100	10.2/8.5/7.2/6.4	7/10/12/14	Kubota V 3800 DI-T	71.7	1495	150	3 x G¾, 1 x G 1½	Option	8.5/13
M122	11.1/10.1/9.5/8.2/7.3	7/8.6/10/12/14	Deutz TCD 2012 L04	83.0	1865	170	3 x G¾, 1 x G 1½	Option	–

*Only for export outside of the EU

Efficiency and performance

With SIGMA CONTROL MOBILE



Available for MOBILAIR compressors with free air deliveries up to 26.9 m³/min, the innovative 'SIGMA CONTROL mobile' compressor control system is simple to use and precisely matches motor power to actual compressed air demand. This significantly enhances both compressed air availability and fuel efficiency.



MOBILAIR M200

Technical Specifications

Model	FAD m³/min	Working pressure bar	Engine	Rated engine power kW	Opera- tional weight kg	Fuel tank capacity l	Air connection	Com- pressed air treat- ment	Generator option kVA
M 123	11.4/10.8/9.7/8.1	8.6/10/12/14	Deutz TCD 2012 L04	88	1945	170	3 x G¾. 1 x G½	Option	–
M 135	13/12/10.5	10/12/14	Deutz TCD 2013 L04	122	2500	200	3 x G¾. 1 x G 2	Option	15/23
M 170	17/15.5/13.5/11.5	8.6/10/12/14	Deutz TCD 2012 L06	127	2600	200	3 x G¾. 1 x G 2	Option	–
M 200	21.2*/19.7/18/16/14.5	7*/8.6/10/12/14	Caterpillar C 6.6 ACERT	146	3235	270	3 x G¾. 1 x G 2	Option	–
M 270	26.9/25.8/22.8/20	8.6/10/12/14	Mercedes Benz OM 501 LA	260	5025	560	1 x G 2½ 2 x G1	Option	–

* Only for export outside of the EU

The environmentally-friendly alternative with electric drive



MOBILAIR electric portable compressors truly come into their own in work environments where quiet and exhaust-free conditions are required. These environmentally-friendly compressors therefore elegantly avoid the restrictions that apply to the use of combustion engines.



MOBILAIR M 34 E

MOBILAIR M 12 E

Technical Specifications

Model	FAD m³/min	Working pressure bar	Motor	Rated motor power kW	Operational weight kg	Fuse protection A	Air connections	Compressed air aftercooler
M 12 E	1.2 / 0.99 / 0.82	7 / 10 / 13	ABM 4D112M-2	7.5	182	25	1 x G½	Option
M 34 E	3.4	7	ATB A160L-21	22	650	50	2 x G¾	Option
M 46 E	4.6 / 3.35	7 / 10	Siemens 1LA9 183-2	30	720	63	2 x G¾. 1 x G1	Option

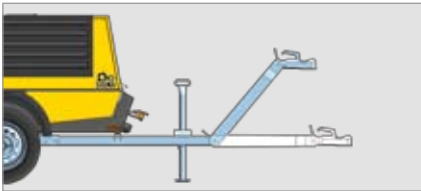
MOBILAIR Options

- Standard
- Option

M13 / M15 / M17	M20	M26 / M30	M43 / M50	M57	M57Utility	M36	M45	M52	M64	M70	M80 / M100	M122	M123	M135	M170	M200	M270	M12E	M34E / M46E
-----------------	-----	-----------	-----------	-----	------------	-----	-----	-----	-----	-----	------------	------	------	------	------	------	------	------	-------------

Chassis

Can be pulled manually	●	-	-	-	-	-	-	-	-	-	-	-	-	-	-	-	-	●	-
Unbraked	-	●	●	●	-	-	-	-	-	-	-	-	-	-	-	-	-	-	●
Braked	-	○	○	○	●	-	●	●	●	●	●	●	●	●	●	●	●	-	○
Height-adjustable tow bar	-	●	●	●	●	-	●	●	●	●	●	●	●	●	●	●	●	-	●
Fixed tow bar	-	○	○	○	○	-	○	○	○	○	○	○	○	○	○	○	○	-	-
Stationary version	○	○	-	○	○	-	○	○	○	○	○	○	○	○	○	○	○	-	○
Skids	-	○	○	○	○	●	○	○	○	○	○	○	○	○	○	○	○	-	○



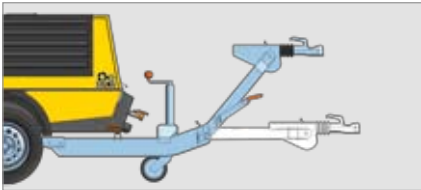
Height-adjustable towing hitch without run-on and parking brake



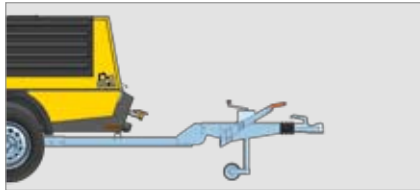
Fixed towing hitch without run-on brake, with parking brake



Stationary version



Height-adjustable towing hitch with run-on and parking brake



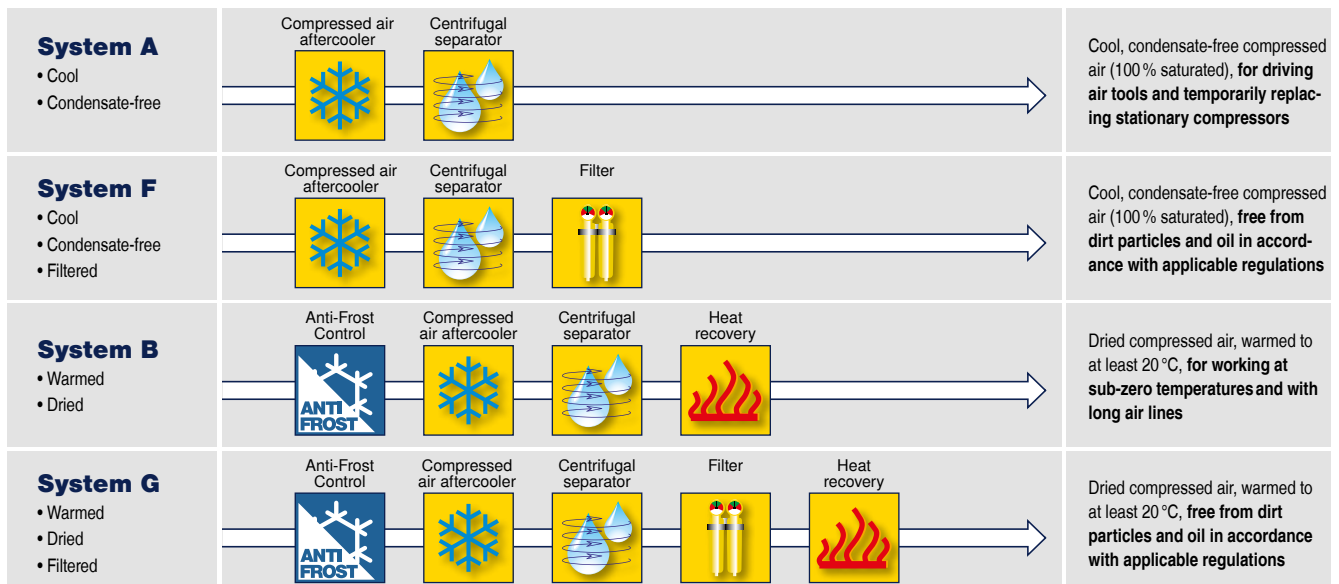
Fixed towing hitch with run-on and parking brake



Skids

Compressed air treatment

Anti-Frost Control	-	●	●	●	●	●	●	●	●	●	●	-	-	-	-	-	-	-	-
Compressed air after-cooler	○	-	-	-	-	○	○	○	○	○	○	○	○	○	○	○	○	○	○
Microfilter combination	-	-	-	-	-	-	○	○	○	○	○	○	○	○	○	○	○	-	-
Heat feedback	-	-	-	-	-	-	○	○	○	○	○	○	○	○	○	○	-	-	-



Additional compressed air treatment systems are available upon request. Please contact Kaeser for further details.

MOBILAIR Options

- Standard
- Option

Generator

● Standard

○ Option

Generator	<div> <div>● Standard</div> <div>○ Option</div> </div>																			
	M13 / M15 / M17	M20	M26 / M30	M43 / M50	M57	M57Utility	M36	M45	M52	M64	M70	M80 / M100	M122	M123	M135	M170	M200	M270	M12E	M34E / M46E
8.5 kVA	-	-	-	-	-	-	-	○	○	○	-	○	-	-	-	-	-	-	-	-
13 kVA	-	-	-	-	-	-	●	-	-	○	-	○	-	-	-	-	-	-	-	-
15 kVA	-	-	-	-	-	-	-	-	-	-	-	-	-	-	○	-	-	-	-	-
23 kVA	-	-	-	-	-	-	-	-	-	-	-	-	-	-	○	-	-	-	-	-
Generator panel cover	-	-	-	-	-	-	○	○	○	○	-	○	-	-	○	-	-	-	-	-

Equipment

[illegible]

MOBILAIR Accessories

- Electrical connection cable to towing vehicle and adapter (7 and 13 pole, 12 and 24 V)
- 50 mm ball couplings and towing eyes available with diameters of 45, 68 and 76 mm
- Various hose lines (separate or integrated with claw couplings)
- Hose lubricator with 1 l capacity
- Centrifugal separator on support stand, optionally available with 4 l tool lubricator
- Fluids, lubricants and filter sets

Genuine KAESER parts

As with all KAESER products, consumable and spare parts are quality tested to ensure best possible performance. Be safe in the knowledge that all components are guaranteed and designed to meet the demands of the applicable operating conditions.

A red, rectangular stamp with the word "ORIGINAL" in bold, capital letters. The stamp has a distressed, ink-like texture and is tilted slightly upwards to the right.

Compressed air tools

Model	Blow frequency per min	Air demand) m³/min	Chuck Shank	Weight kg	Impact force Nm	Weighted sum acceleration value **) m/s²
-------	---------------------------	---------------------------	----------------	--------------	-----------------------	--

Breakers

With hand grip

H 63	2430	1.1	S19x50	a)	5.8	13.5	7.5
H 92	1690	1.2	R25x75	b)	9.3	34	6.2
H 92	1690	1.2	S22x82.5	c)	9.4	34	6.2
H 92	1690	1.2	S22x82.5	d)	9.8	34	6.2
H 111	1560	1.4	R25x75	a)	12.0	40	7.7
H 111	1560	1.4	S22x82.5	d)	12.5	40	7.7
H 131	1560	1.4	S22x82.5	d)	14.3	40	7.7

With hand grip (vibration damped)

H 92 V	1760	1.3	S22x82.5	c)	10.6	30	1.8
H 111 V	1625	1.5	S22x82.5	c)	12.8	42.5	5.1
H 131 V	1135	1.2	S22x82.5	c)	13.9	52.5	5.0

T-grip (vibration damped)

AH 182 V	1305	1.6	S25x108	e)	20.5	49	5.6
AH 211 V	1175	1.7	S25x108	e)	21.1	58	5.2
AH 251 V	1065	1.7	S28x152	e)	24.4	64	6.7
AH 251 V	1065	1.7	S32x152	e)	24.6	64	6.7
AH 301 V	1095	1.9	S32x152	e)	27.5	74	10.0

*) at 6 bar, **) as per ISO8662, a) Retaining spring, b) Retaining cap, c) Cross cap, d) Retaining catch, e) Locking retaining cap



Economy breakers

With hand grip

CH 0	3600	0.4	15x12.8x51.5	a)	2.6	7	12.0
H 31	2800	0.5	17.5x14.8x60	a)	4.5	12	10.0
CH 3	2400	0.7	17.5x14.8x60	a)	5.8	12	10.6
CHH 4	1800	1.0	17.5x14.8x60	b)	8.1	29	11.6
H 10	1300	0.9	S22x82.5	c)	9.5	7	7.9

With T-grip

AH 152	1600	1.1	S25x108	c)	18.0	11	17.0
AH 201	1030	1.3	S25x108	c)	20.0	13	13.9
AH 28	1100	1.7	S32x152	c)	28.0	17	13.6

*) at 6 bar, **) as per ISO8662, a) Retaining spring, b) Retaining cap, c) Retaining catch



Hammer drills

With hand grip

BH 8	3240	0.6	S19x82.5	a)	8.4	10	13.1
BH 8	3240	0.6	S22x82.5	a)	8.4	10	13.1
BH 11	2400	1.4	S22x108	b)	15.5	24	20.0

With T-grip

BH 16	2400	1.8	S22x108	b)	18.9	31	20.3
BH 21	2540	1.6	S22x108	b)	22.8	40	23.1

With T-grip (vibration damped)

BH 16 V	2040	1.8	S22x108	b)	22.9	31	4.8
---------	------	-----	---------	----	------	----	-----

*) at 5 bar, **) as per ISO8662, a) Retaining cap, b) Retaining bracket



KAESER – The world is our home

As one of the world's largest compressor manufacturers, KAESER KOMPRESSOREN is represented throughout the world by a comprehensive network of branches, subsidiary companies and authorised partners in over 60 countries.

With innovative products and services, Kaeser Kompressoren's experienced consultants and engineers help customers to enhance their competitive edge by working in close partnership to develop progressive system concepts that continuously push the boundaries of performance and compressed air efficiency. Moreover, the decades of knowledge and expertise from this industry-leading system provider are made available to each and every customer via the Kaeser group's global computer network.

These advantages, coupled with KAESER's worldwide service organisation, ensure that all products operate at the peak of their performance at all times and provide maximum availability.

